



**Small Worlds:
Little Things
Make a Big
Difference**

Small Worlds: Little Things Make a Big Difference

Welcome to Small Worlds, a collaborative exhibition that uses creativity to explore climate change and what matters most to young people within their own communities.

Small Worlds is part of the ongoing Climate Unity Project. For 2025 it will be a collective exhibition about climate at The Winchester Gallery, in partnership with Children's Services, Hampshire County Council.

We would like to invite you to create artworks to contribute to 2D and 3D installations at The Winchester Gallery, Winchester School of Art, on show from **11th July – 16th August 2025**.

This exhibition seeks to represent young people's unique voice and the environmental change they would like to see in their local area; whether that's more recycling or a wildlife garden in their street or school. They will be exhibited alongside artists who are making work about climate.

You can create 2D artworks for outdoor banners at Winchester School of Art, and/or 3D globes for a collaborative sculpture inside the gallery space. No artwork is turned away – every contribution will form part of a bigger installation to bring all voices together, to create a visual spectacle that local communities can also contribute to during the exhibition.

Deadline for submissions: 9-16th June 2025



The Winchester Gallery



Small Worlds:
Little Things
Make a Big
Difference.....



CONTENT:

- FAQs

- Make a Banner

- Make a Globe

- Artists who use globes in their work

- Colour and abstract artists

- Colour and abstract ideas

- How to get your artwork to the gallery

- About The Winchester Gallery

- Useful Links



Small Worlds FAQs




- 1 WHY - In 2021, a global survey led by Bath University showed that nearly 60% of young people are worried about climate change. So, young people must be included in making a difference on a local level. The Climate Unity Project creates a platform for younger voices to be heard and the 2025 exhibition at The Winchester Gallery will showcase climate artists alongside young people's artworks.
- 2 HOW - This guide contains some tips and ideas about how to get young people thinking about their local environment and climate community. It explores possible methods and materials you can experiment with to create group work or individual artworks. We would like to explore with you **what change young people want to see in their local green spaces, communities or schools?**
- 3 SUPPORT - There will be **online support sessions for teachers** during January with Jayne Stillman and the Winchester Gallery team to discuss ideas and any questions you may have. Throughout the exhibition **11th July – 16th August 2025**, there will also be **summer workshops** for anyone who would like to drop into the gallery, view the installations and keep creating.
- 4 WHAT - There are two options to make. You are welcome to try both or just one
 - 2D Banners - We are asking for drawings, statements, and visions of change from schools and local groups to help us create an outdoor installation of banners along Park Avenue in Winchester.
 - 3D Globes – Individual globes made with natural or salvaged materials will come together to form a large-scale sculptural installation within the gallery space at Winchester School of Art. We hope this will show the collective talents of young people and communities in Hampshire and a collective will to make young people's voices heard through the stories told about why each globe was made and what it represents.

Doodle Art



Doodle Art is a good way for young people to explore ideas in relation to climate change. Have a look at some different artists who use doodle techniques, then use the activities on the next page as starting point for your banner



Sam Cox, also known as Mr Doodle, is a UK-based artist who became internationally famous for his interlocking designs, which he calls "graffiti spaghetti". He covered his entire home with doodle art,




Kev Munday creates colourful, utopian worlds and invites the viewer to spend some time living in them. Inspired by people-watching and the everyday, Kev exaggerates and celebrates the ordinary and aims for his art to appeal to all ages.



Banners of hope, change & activism


There are many artworks about hope and change. Here are some artist examples from Fine Acts to start thinking about what change young people would like to see in their local environments and how to express this on the banner. There are some useful links at the end of this guide.

We will be working with an artist to combine your artwork to create printed banners that will hang outside The Winchester Gallery.



Collaborative Banner

Create a collaborative banner which will be printed and hung outside the gallery. The banner should show something you want to say as group about your local environment.




2. Final Banner Design

Use these quick drawings as inspiration for your banner. You could.....

- add colour and patterns to the existing drawings
- create a map of all the green spaces in your local area
- Create a poem from the words the young people wrote down about the change you want to see
- Create a slogan and get young people to add all their doodles around the slogan.

Make a Globe

- Inspired by the annual Climate Unity Project, this summer we plan to create a large-scale installation of globes in The Winchester Gallery. The theme is based on the Think Local, Act Global philosophy, exploring how we can use art to highlight climate issues and our collective will to change.
- What this installation looks like will depend on how many submissions we get and their style. Your work will be an important part of creating this installation, we can't do it without your contributions!
- For each work submitted we would love to hear your story by attaching your name/class or school and a short paragraph about why you created the globe



Globe Materials

SIZE.....

Each globe can be between the size of a ping pong ball and a beach ball.

Think about the materials you are using. This can be a good start point for discussions about the impact different materials have on the environment. Get the young people to think about the damage certain materials have on their environment, locally and globally.

For this project we need only natural, upcycled or salvaged materials so demonstrate that our planet has plenty of materials already, available to use and re-use.

Using natural materials can help children develop an appreciation for the environment and a sense of environmental awareness

MORE IDEAS

British Council resources: climate change, plastics, pollution, and zero waste

The British Council's Connecting Classrooms website has a range of useful resources for primary and secondary-age students that can be used in the classroom or at home. Learn about the journey of plastic objects from land to sea and the damage they cause, investigate air pollution in your local town, and discover which countries produce the most waste and who is best at recycling. Explore activities for raising awareness and taking action against climate change.

(Artuk.org)



There are lots of way to make globes, you can experiment with different methods and materials. Here are a few examples. You can find links to the YOU TUBE tutorials on the final page.



ARTISTS WHO USE GLOBES IN THEIR WORK.



Artists from left to right:


1: Daisuke Amejima - <https://www.daisukesamejima.com/gallery>

2: Liz Tran: - <https://liztran.com/artwork/4408615-Cumulus.html>

3: Lee Jae Hyo - <http://www.leeart.name>

4: Emma Blake Morsi -

<https://www.emmablakemorsi.co.uk/projects/design-illustration-projects/the-world-reimagined-globe-artist>



Explore more artists who use globes in their work



Artists from left to right:

- 5: Adela Andea - <https://www.creativeboom.com/inspiration/adela-andea/>
- 6: Tapiezo - <https://www.tapiezo.com/en/153-everest-sphere-sculpture-ball-cosmic-cosmos-roussillon-provence-luberon.html>
- 7: Luke Jerram - <https://www.lukejerram.com/>
- 8: Nils Volker - <https://www.thisiscolossal.com/2016/04/expandable-kinetic-toy-sphere-installation-by-nils-volker/>

Colour and Abstract Artists

Colour and abstract art is a good way to look at global warming and the impact it has on extreme weather around the world. Below are two examples of artists who use colour and abstract art to highlight Climate Change.

Diana Burko, Abstract Artist

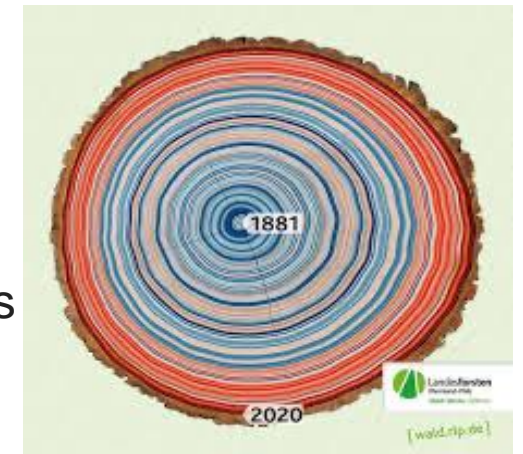
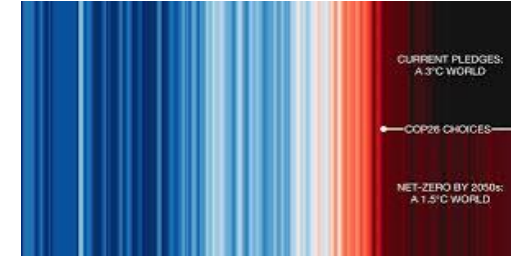
Visualising Climate Change Through Abstract Painting

Diane Burko's images of melting glaciers and dying coral reefs are not just pictorially impressive; they have strong emotional impact



Ed Hawkins (climatologist)


These stark coloured stripes represent the increase in global temperatures since 1850, one stripe per year, with dark blues used for colder years, and dark reds for warmer years. This visual representation of the latest scientific data on climate change helps start conversations about how human activities are fundamentally changing the weather and climate, and the difficult choices that need to be made about future actions necessary to stop global warming.





Colour and Abstract Ideas

- Create a temperature colour scale from hot to cold (this could be done through collage, painting, or using objects from nature, laying them out and photographing them)
- Create abstract paintings of different weather or pollution
- Make marks which represent different weather conditions (quick activity 2 minutes per weather eg: rain, storm, flood, drought)
- You can photocopy the artwork and use it as the surface for your globe



Small Worlds: Little Things Make a Big Difference.....



Deadline for all submissions: 9th – 16th June 2025

All Deliveries and collections to: The Winchester Gallery, Park Avenue, Winchester, SO23 8DL

Gallery staff are available Monday – Friday 11am – 5pm. Please let us know if you need to deliver outside of these hours.

BANNERS:

- Images must either be originals delivered to the gallery or 720dpi photographs and emailed to: twg@soton.ac.uk
- Please put the name of the school on the back of the banner and let us know if you would like to collect your art works after the exhibition is finished.

GLOBES:

- Please attach details of school, year group and individual names if relevant to your globe
- Don't forget to attach a **short paragraph** about why you created the globe and its meaning
- Please let us know if you wish to collect your globes after the exhibition closes

EXHIBITION DATES : 11th July – 16th August 2025.

Gallery Opening Times: Tuesday – Friday 12 – 6 // Saturdays 12 - 4



About The Winchester Gallery

The Winchester Gallery is a free public venue hosting a continuous programme of temporary exhibitions and related activities.

Part of the Winchester School of Art, our location in the city centre generates productive exchanges between research and education at the School and the knowledge embedded in our communities.

We invite interaction with artists and the artistic process, creating opportunities for dialogue about issues and ideas that affect us all.


Follow us on Instagram [@the.winchester.gallery](https://www.instagram.com/the.winchester.gallery)

Address:

- The Winchester Gallery, Park Avenue, Winchester, Hampshire, SO23 8DL
email: TWG@soton.ac.uk

Gallery Opening times:

- Tuesday – Friday 12 – 6pm
- Saturdays 12 - 4pm



Useful links: MAKING

How to Make a Globe

Willow: <https://www.youtube.com/watch?v=CQHQ7gvgpCE>

Paper Lanterns: <https://www.sunhatsandwellieboots.com/2019/11/diy-round-paper-lanterns-with-lantern.html>

Globes with nature based decorations: <https://www.gardenstead.com/diy-garden-inspired-paper-lantern/>

Papier Mache: <https://parentingchaos.com/papier-mache-earth-day-craft/>

Paper Strip globe: <https://www.youtube.com/watch?v=gxYYbduVzXw&t=1s>

Sponge globes: <https://www.momalwaysfindsout.com/how-to-make-a-sponge-ball/>

Paper balls: <https://www.youtube.com/watch?v=j6HkmdTrFf4>

Banner resources – ideas for stories, statements and imagery

<https://fineacts.co/global-sprints-climate>

<https://ideas.ted.com/how-effective-climate-change-images-impact-emotions-and-behavior/>

<https://seeinghope.fineacts.co/>

<https://www.talkingclimate.ca/p/a-gallery-of-hope-art-climate>



Useful links: LEARNING and CONNECTIONS



Art UK have created an excellent library of resources for using art to explore climate change and the environment.

- <https://artuk.org/learn/learning-resources/climate-change-and-the-environment-resources>

Hampshire County Council also have great resources for schools:



- <https://re.hias.hants.gov.uk/course/view.php?id=128>

Other useful links:

- <https://www.wwfcee.org/what-we-do/youth%20empowerment/youth-in-the-fight-against-climate-change>
- <https://www.preventionweb.net/publication/case-study-role-young-people-reducing-impact-climate-change>

Projects and funding for Schools run by Learning Through Landscapes:

- Local School Nature Grants - <https://ltl.org.uk/projects/local-school-nature-grants/>
- Available to schools and early years settings. Successful schools receive £500 of resources and a training session from our team.
- Climate School 180 - <https://ltl.org.uk/projects/climate-school-180/>
- A free initiative to help primary and secondary schools develop a better understanding of how they can implement quality climate education, alongside providing first-hand experience of creating nature-based solutions to climate change in the school grounds.
- National Education Nature Park - <https://www.educationnaturepark.org.uk/>
- An England-wide project, from the DfE and run by a partnership including the Natural History Museum, the RHS and Learning through Landscapes, aimed at connecting children and young people with nature and increasing biodiversity in their grounds.



Thank you!

- We really appreciate your interest in this project and commitment to making a contribution from your school. This project will only work with people like YOU helping to make it happen. It's going to look amazing.
- If you have any queries please contact Gallery Manager Kate Maple: k.maple@soton.ac.uk
- Follow the project: [@the.winchester.gallery](https://www.instagram.com/the.winchester.gallery)

