








Year 10 Checklist: Organisms.

Write about your ideas, choices and use of materials in response to your chosen theme as you go. Photograph your work as it proceeds.

1	AO1 Develop	<ul style="list-style-type: none"> • Do Observational drawing of organisms/ forms. • Use a range of drawing skills. Do observational drawing with a range of materials and consider the visual elements. Use different materials on different papers (continuous line, negative/ positive space, expressive mark making, inks, reduction- rubber etc...). • Assemble in sketchbooks (make small books), present and annotate- consider handwriting and layout.
2.		<ul style="list-style-type: none"> • Look at and analyse the work of Melinda Hackett and Ernst Haeckel. • Cut and clip images onto pages in your sketchbook and annotate your thinking about how the images relate to your project, use art language where possible. <div style="display: flex; justify-content: space-around; align-items: center;"> <div style="text-align: center;">  <p>Melinda Hackett</p> </div> <div style="text-align: center;">  <p>Ernst Haeckel</p> </div> </div>
3.		<ul style="list-style-type: none"> • Do at least five or more studies from your selected artist's work focussing on your specific area of enquiry. Use a view finder to create various drawings using different materials. Use different drawing skills
4		<ul style="list-style-type: none"> • Do at least five or more colour studies (parts of illustrations), experiment with paint, collage, pastels, watercolour pencils, coloured inks etc.
5		AO2 Refine

6		<ul style="list-style-type: none"> Investigate monoprinting techniques (additive, subtractive and cut-out) using your reference materials and studies.
7		<ul style="list-style-type: none"> Research other artists: (Helen Black Designs, Valerie Roybal and create studies as you chose with monoprinting/ mixed media, collage etc. Print & Pattern, Nature: ISBN 978-1-78067-915-0. <div style="display: flex; justify-content: space-around; align-items: center;">   </div> <div style="display: flex; justify-content: space-around; align-items: center; font-size: small;"> Helen Black Designs Valerie Roybal </div>
8		<ul style="list-style-type: none"> Examine using mixed – media to develop your ideas.
9	A03 Record	<ul style="list-style-type: none"> Look Examine the work of Catrin Mostyn Jones. Draw using clay and create Maquettes in 3D. Mark make on a clay tile. (Fire and paint)
9		<ul style="list-style-type: none"> Create own designs inspired by artists and own drawings and paintings.
10		<ul style="list-style-type: none"> Photograph work in progress and outcomes. <div style="display: flex; justify-content: space-around; align-items: center;">  <div style="text-align: center;">   <p style="font-size: x-small;">Catrin Mostyn Jones</p> </div> </div>
11		
12	A04 Present	<p>Create your personal response to communicate your ideas and intention. Ensure that you demonstrate understanding of the relevant visual language and the formal elements of line, tone, pattern, shape, colour, form etc.</p>
13		<p>Photograph your final work as it develops and your final response.</p>
14		<p>Reflect about your work and comment about how your ideas have developed and you have realised your intentions. Use visual language where possible.</p>